



Comfort • Quality • Reliability



The Next Generation of Smart MotionTech Beds

COMPANY PROFILE

Part of Platinum Enterprise UK Group

At Bodyease, we understand the importance of a good night's rest. That's why we go above and beyond to craft luxurious beds that help you enjoy a rejuvenating, energising uninterrupted sleep night after night.

We're a family-owned business with more than 30 years' experience in the trade. We're proud to have established an outstanding reputation for creating effortlessly stylish, well designed, high-quality beds that help you drift off to sleep with ease and wake up feeling refreshed, even if you lead a hectic and stressful day-to-day life.

Our team of talented British craftsmen only use the finest raw Materials, ensuring quality at every stage of the manufacturing process, to create innovative designs that aren't just functional but beautiful too.

Our innovative approach has allowed us to develop a specialist range of Motion Tech[®] beds that are available in a range of designs and styles. So, whatever your needs, we're guaranteed to have something to suit you perfectly.

Our innovative beds are particularly popular, combining ultimate comfort with the latest technology to transform the way you live and sleep. By paying careful attention to the needs of our customers and using our decades of experience, we have created a generation of Smart Motion Tech[®] Beds.



... with British innovation

NOTE: Platinum Enterprises UK Group reserves the right to change any available product or specifications noted herein.

The Smart Matic Collection



The Motion 0 Gravity Collection



The Motion Ottoman Collection



The Bodyease Collection



The BodySleep Health Care Collection



The Smart Matic Collection

Introducing our new range of next generation lifestyle smart beds and after 30 years of experience and innovation, we believe we have perfected life in motion. This provides greater comfort and support at your finger tips.

Our new range of smart matic beds have been specially designed to meet your individual needs and designed for comfort to suit every sleeping preference.

Combined with smartphone applications and electronic controls you can adjust your smart bed into your perfect position with ease and upgrade further to memorize your comfort zone.

With our innovative design the Smart Matic Range provides support across the whole mattress, with clever mechanics from a durable modern frame giving you peace of mind night after night.





iTEK

Features

- Available in a selection of fabrics.
- Durable Adjustable Mechanics.
- Increased Comfort from wider center and the new Radius Arms.
- Bluetooth & App Integration.
- Wireless Standard Handset.
- Up to 25 St of supported weight.

UPGRADES

- Upgrade to Dual USB Charge Points.
- Upgrade to various options of Underbed Lighting (Motion Sensing or App Control).



Introducing our new iTEK smart bed, sometimes the simplest creations are the most beautiful, and never has that been truer. It will be the centrepiece of your bedroom, adding effortless elegance and style. This fully adjustable bed offers complete support for your posture and it is designed to act as the perfect platform for your mattress, meaning you'll never get a bad night's sleep again.

With improved position and integrated Bluetooth technology you can glide yourself off to sleep with the wireless controller or your smartphone which can be plugged in to USB charge points on the base. If this is not enough you can light your way with the under bed lighting.

Available in 3ft, 4ft6, 5ft, 6ft.

GO DIGITAL TODAY



SUPPLIED WITH WIRELESS HANDSET



iMATIK

This is an elegant bed that combines modern and classic style, with a beautifully upholstered head end and elegant wooden feet. We particularly love the luxurious upholstery and, like all our beds, this design works as a smart sleep system meaning you can tweak the position of your mattress for optimum comfort.

With the integrated Bluetooth technology you can move yourself in to your desired position using the wireless controller or your smartphone, at the same time charging your device. You can also further upgrade to smart under bed lighting, your sure to find your way out of bed safely.

Available in 3ft, 4ft6, 5ft, 6ft.



SUPPLIED WITH WIRELESS HANDSET

Features

- Available in a selection of fabrics.
- Durable Adjustable Mechanics.
- Increased Comfort from wider center and the new Radius Arms.
- Bluetooth & App Integration.
- Wireless Standard Handset.
- Up to 25 St of supported weight.

UPGRADES

- Upgrade to Dual USB Charge Points.
- Upgrade to various options of Underbed Lighting (Motion Sensing or App Control).



GO DIGITAL TODAY



SMART TECHNOLOGY OF TOMORROW TODAY

Tomorrow is now today and technology is key to our every day lives. With the emergence of the smart home we have taken the biggest steps in integrating your bed into this new world. Our past knowledge, experience and innovations have inspired us to develop this new range and provide you with the tools to enhance your sleeping experience.

1996



For 20 years the electric adjustable bed has been the same. Limitations in the design of the frame has provided valuable feedback, which takes time to allow us to innovate.

This has come from the care sector and previous generations, to develop a comfortable lifestyle product for the domestic market.

While designing we have also seen new technologies emerging and has allowed us to converge technology and sleeping into a product which is clean, sophisticated and at the cutting edge of technology and bed design.

2000

First Bluetooth Phone Released.



POSITIONING

Bed can be left in its position where before it had to be laid flat to get in and out of bed.

USB CHARGERS

Options for adding USB sockets to the frame allow for smartphone charging.

2004

Single Actuator Motor Patented.

2007

The iPhone was launched along with other Smartphones and App Stores allowing for independent development.

UNDER BED LIGHTING

Motion sensing LED lighting to light those waking minutes.

ACTUATOR MOTORS

The motors have been moved apart to support the head and foot end, allowing them to separate away from the center, providing additional comfort. Bluetooth was then added to control the bed from your Smartphone allowing for future integration with your Smart Home.

MATTRESS RETENTION BAR

Well tested and proven itself to hold the mattress in place.



UP TO
25st



MECHANICS

The development of the Radial Arms improves Comfort and strengthens the frame making it more durable and stable. It does this by not just elevating the foot and head end, but moving it outward and not pushing to the centre.

SM
SMART
MATIC

2017-18

Smart Matic Range Innovation Release

ULTIMATE IN LIFESTYLE COMFORT

The Motion 0 Gravity Collection

We've combined the ultimate in comfort and style to create a sumptuous bed that you are guaranteed to fall in love with.

Using an innovative design that is functional, beautiful and can be adjusted using simple electronic controls to provide a level of comfort that is perfect for you.

You can be assured that your bed will fulfil all your needs as we take the time to discover what you are looking for, and then construct a bespoke bed with a level of luxury that will transform the quality of your rest and sleep.



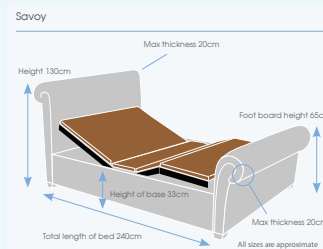


SAVOY

Bodyease is a quintessentially English brand, with an occasional flare for French style – and none of our beds better reflect this than the Savoy. This classic design shows off the skills of our master craftsmen, who only work with the highest quality materials. Beautifully constructed and meticulously hand-finished, this adjustable bed oozes with class and offers excellent value for money.

The Savoy adjustable frame is the ideal platform for your mattress and is upholstered with an extra layer of padding to ensure you can relax in true comfort. Thanks to the easy controls, you can adjust your bed to the best position for reading, having breakfast or simply spending quality time with your partner.

Available in 3ft, 5ft, 6ft.



SAVOY AND AMBASSADOR SUPPLIED WITH WIRELESS HANDSET

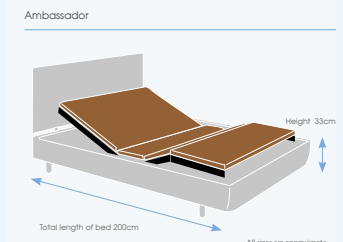


AMBASSADOR

The opulent style of the Ambassador was inspired by some of the world's most luxurious interior design. Featuring a breath-taking combination of bold curves and clean lines, our talented designers have created a bed fit for a king (or queen!). Attention has been paid to every little detail to create a timeless sleep system that offers the utmost in quality and style.

The Ambassador has been designed to encompass the Flex Fit 8000 base. As our most deluxe base, it is beautifully soft to touch, with no hard edges to bump in to. This fully adjustable base was created to work in harmony with your mattress to provide continuous support, whichever position you lie or sit in. Reading the morning paper in comfort, relaxing with a cup of tea and easing aches and pains are all made easy with the Flex Fit 8000 base.

Available in 3ft, 5ft, 6ft.



GO DIGITAL TODAY

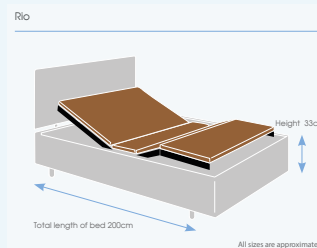




RIO

The Rio with clean lines and a simple but eye-catching design, is the perfect bed for those who prefer a traditionally shaped style, but fancy something with a modern twist. This design is available in a choice of comfort levels so, whether you like snuggling up in ultimate softness or like a bed that is firm and supportive, the Rio is an ideal choice.

The Rio is available with a choice of fabrics to suit your style and budget. Each frame has a fully adjustable sleep system base unit which works as an ideal platform for your mattress. At Bodyease, we're experts when it comes to helping customers choose the bed that's right for them, so just let us know if you'd like some help making your decision.



Available in 3ft, 5ft, 6ft.



RIO SUPPLIED WITH WIRELESS HANDSET



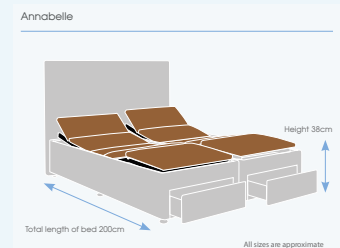
ANNABELLE

The Annabelle has unique functions, such as a useful backlit Memory Handset and durable support for weight. This stunning adjustable bed also looks magnificent. With its innovative design and technical features, the Annabelle is made with quality and comfort in mind by our master craftsmen using the finest natural materials.

The Annabelle comes as standard, with under-bed storage. You can also choose to have your bed upholstered in a selection of fabrics to suit your taste and you can rest assured you will never struggle to find a comfortable position to sleep or relax in again, thanks to the innovative five-part adjustable sleep system that is built in.

* Does not support Bluetooth. Supplied with the Standard Memory Handset.

Available in 3ft, 5ft, 6ft.



GO DIGITAL TODAY



HEADBOARDS

No bed is complete without a headboard – and at Bodyease we have designed an exclusive range of stunning options to suit every style of bed. Each headboard is crafted by our team of skilled designers, who take the time to add the finishing touches, producing a stunning finish that is easy on the eye and a delight to touch. We only use the highest quality materials and we offer a fantastic range of the finest fabrics and tones so you can select a style that you love. Our upholstered headboards are designed to fit standard UK sized beds and are available as floor-standing or fixed solutions.

ZEUS



The Zeus Upholstered Headboard incorporates a unique and simple metropolitan style, where minimalism is cherished. On closer inspection customers will notice the high-quality of craftsmanship and materials that have gone into its design and manufacturing. The Zeus has a unique panel style with four different segments combining to create a contemporary geometrical look with a focus on clean, straight lines that is effortlessly eye-catching.

CALPE



The Calpe Upholstered Headboard is padded for a sumptuous, soft feel without any compromise when it comes to rigidity and sturdiness. Features unique to the Calpe Upholstered Headboard include the two-panel detailing, with outward curves at each shoulder of the headboard. Made with carefully selected materials for a superior finish, the Calpe headboard is an excellent, modern option for any bed.

BINARY



The Binary Upholstered Headboard has a deep-padded finish and elegant styling that creates a feeling of luxury that is hard to resist. The Binary headboard is a great way to add a contemporary yet sophisticated look to your bedroom and the beauty of this design is that it is available in a choice of fabrics to suit your décor. Even the height of the headboard can be customised to your specific requirements.

SASHA



The best thing about our Sasha Upholstered Headboard is its unique and simple style. It is plump to the touch with deep padding that provides a supreme level of comfort. It is impossible not to notice the hours of craftsmanship that have gone into creating such a high quality design that exudes class and sophistication.

BENISSA



The Benissa Upholstered Headboard is finished with stunning detailing that makes it a real focal point in any bedroom. Just like the quality of the finish, only the finest materials have been used to create the deep padding that is beautifully soft and supportive. The headboard has been carefully upholstered in luxury fabric so that it feels as good as it looks. It is the ultimate way to add extra style and comfort to your Bodyease bed.



The Motion Ottoman Collection

Our new range of Modern bases have been specially designed to meet your individual needs. The collection has been skilfully crafted in a range of innovative designs to suit every lifestyle preference. Explore the options and choose the electrically operated base to make more use out of the space in your room.



Offering innovative and easy access storage space for your bedroom

MAYFAIR

The Ottoman is sure to create a dramatic focal point in your bedroom, with an easy push button to effortlessly reveal ample storage.

The opulent style was inspired by some of the world's most luxurious interior design, and it's breathtaking combination of bold curves and clean lines created by our talented designers shows our attention to every little detail to create a timeless sleep system that offers quality and style.

As our most deluxe base, it is beautifully soft to touch, with no hard edges to bump in to. This stylish base was created to work in harmony with your mattress to provide continuous support.



Features

- Our end opening ottoman base is a great way to save space in your bedroom, providing plenty of storage for a range of household items.
- Generous storage depth of 260mm.
- Child and general safety features include child lock.
- Heavy duty motor.

Available in Sizes:

3 ft 0 in x 6 ft 3 in
5 ft 0 in x 6 ft 6 in
6 ft 0 in x 6 ft 6 in





Clean lines, simple but eye-catching design, beautifully constructed and meticulously hand-finished

SAVANNAH

This bed frame is modern and luxurious as well as being extremely practical due to its ottoman function. Most ottoman base systems have the mattress sunk into the frame, whereas the Savannah is designed to allow the mattress to sit on top of the surrounding base frame, which not only helps to reduce the overall foot print of the bed frame but allows it to become absolute for any bedroom where space is at a premium.

The essence of the modern living is cleverly captured in this cleverly engineered, over half, ottoman bed frame, which offers superb value for money.



Features

- Over 14 Cubic Feet of storage space in a 4ft6 x 6ft3 - approximately 2/3rds of storage space.
- Our over half opening ottoman base is a great way to save space in your bedroom, providing plenty storage for a range of household items.
- Generous storage depth of 260mm.
- Child and general safety feature including child lock.
- Base comes flat-packed ready for assembly.
- Heavy duty motor.

Available in Sizes:

3 ft 0 in x 6 ft 3 in
4 ft 6 in x 6 ft 3 in
5 ft 0 in x 6 ft 6 in



A photograph of an elderly couple sleeping peacefully in a bed. The man is on the left, wearing a blue shirt, and the woman is on the right, wearing a white top. They are both smiling and holding hands. The bed has a textured, light-colored headboard and white pillows. The overall atmosphere is calm and comfortable.

The Bodyease Collection

As we are all living longer we have introduced the Bodyease adjustable bed collection, something to make your life easier and more comfortable. All beds are produced in the UK to the highest standards ensuring style, elegance and above all peace of mind.

With changing demands of a variety of adjustable beds, we have been in the forefront of innovative developments. Hence with total comfort in mind we have designed every aspect of our remarkable adjustable beds collection to offer the greatest possible degree of personal choice and flexibility. The adjustable bed “conforms” with a simple touch of a button to the natural contours of your spine, to give unparalleled support enabling muscles to relax fully both before and during sleep.



Comfort • Quality • Reliability



Verona

Bodyease have introduced a new product within their extensive range of adjustable beds, an elegant modern classic bed complementing individual designs with a curved edge on headboard and footboard offering a luxurious addition to any bedroom setting.

To enhance the Verona's elegant look, the adjustable five fold sleep system frame ensures all the mattresses with the Bodyease range have the correct support.



Options Available

- Available in a selection of fabrics.
- Dual Five Part Adjustable Frames.
- Motion Technology 2 Motor System (CE Certified).
- 6 Button Low Voltage Deluxe Handset.
- Selection of Mattresses Available.
- Sizes Available 3ft, 4ft, 4ft 6, 5ft & 6ft.
- *Massage system in Foam Mattress Only (Optional).
- Upgrade to a pod Adjustable Frame (Optional).
- An extensive range of colours available from our swatch book.



Contour your body with the latest in motion technology

ELECTRO SENSATION

The Electrical functions are operated with complete choice of settings at a simple touch of a button. For those who prefer a more responsive mattress, the Electro Sensation offers a combination of Latex and Reflex Foam.

The latex is a comfort core which offers optimum durability and permeability. It attains exceptional levels of comfort and performance, which is hygienic and breathable and is completely environmental friendly.



Options Available

- Selection of Matching Headboards.
- Massage System In Mattress.
- Draw Options.
- Additional Base Combinations.

MATTRESS

- Latex Foam for comfort and Luxury.
- Reflex Foam.
- Breathable Stress Free Fabric.
- Superior Soft Touch Micro Quilted Cover.
- Hypo-Allergenic.
- Non-Turn Mattress.

BASES

- All Sides Solid Board Construction.
- Cushioned Base.
- Chrome Glides (Standard).
- Five Part Adjustable Frame.
- Motion Technology 2 Motor System (CE Certified).
- Low Voltage Deluxe Handset
- Selection of Base Fabrics and Colours.

Sizes Available 2ft3, 2ft6, 3ft, 3ft6, 4ft, 4ft6, 5ft & 6ft.



ELECTRO LATEX

The Electro Latex Adjustable bed with the latest in motion bedding will add opulence to every room. The mattress gives complete support and the generous latex foam offers body-moulding comfort.



Options Available

- Selection of Matching Headboards.
- Massage System In Mattress.
- Draw Options.
- Additional Base Combinations.

MATTRESS

- Latex Foam.
- High Density Foam.
- Breathable Stress Free Fabric.
- Superior Soft Touch Micro Quilted Cover.
- Hypo-Allergenic.
- Non-Turn Mattress.

BASES

- All Sides Solid Board Construction.
- Cushioned Base.
- Chrome Glides (Standard).
- Five Part Adjustable Frame.
- Motion Technology 2 Motor System (CE Certified).
- Low Voltage Deluxe Handset
- Selection of Base Fabrics and Colours.

Sizes Available 2ft3, 2ft6, 3ft, 3ft6, 4ft, 4ft6, 5ft & 6ft.



Designed to give you lasting support and comfort night after night

ELECTRO PRESSURE RELIEVER

A mattress that reduces pressure, combining the essential materials, memory foam and reflex, the Pressure Reliever provides a superior support to everyone.

The memory foam has desirable qualities of being both energy absorbing and temperature sensitive. The memory foam responds to natural body heat and moulds to your body shape to give you all the support you require. The memory foam will spread the weight so you are subject to the least possible pressure when sleeping providing comfort and relief to joints and muscles.



Options Available

- Selection of Matching Headboards.
- Massage System In Mattress.
- Draw Options.
- Additional Base Combinations.

MATTRESS

- Layer of 50mm Memory Foam.
- Layer Of Reflex.
- Breathable Maxi Cool Soft Touch Fabric.
- Micro-Quilted Cover.
- Hypo-Allergenic.
- Non-Turn Mattress.

BASES

- All Sides Solid Board Construction.
- Cushioned Base.
- Twin Castors (Standard).
- Five Part Adjustable Frame.
- Motion Technology 2 Motor System (CE Certified).
- Low Voltage Deluxe Handset
- Selection of Base Fabrics and Colours.

Sizes Available 2ft3, 2ft6, 3ft, 3ft6, 4ft, 4ft6, 5ft & 6ft.



ELECTRO MEMORY

The space age technology Visco Elastic Memory Foam mattress blends technology with today's modern lifestyle.

The memory foam Pressure Relieving mattress has been carefully designed to give you greater comfort and therefore has been known to reduce the number of times your body is likely to toss and turn during sleep. With its unique sensitivity to temperature the mattress instantly contours to your exact body shape. This lessens the press from more prominent parts of your body such as shoulders, back, hip, knees, and ankles.



Options Available

- Selection of Matching Headboards.
- Massage System In Mattress.
- Draw Options.
- Additional Base Combinations.

MATTRESS

- Layer Of 50mm Memory Foam.
- Layer Of High Density Foam.
- Breathable Stress Free Soft Touch Fabric.
- Micro-Quilted Cover.
- Hypo-Allergenic.
- Non-Turn Mattress.

BASES

- All Sides Solid Board Construction.
- Cushioned Base.
- Twin Castors (Standard).
- Five Part Adjustable Frame.
- Motion Technology 2 Motor System (CE Certified).
- Low Voltage Deluxe Handset
- Selection of Base Fabrics and Colours.

Sizes Available 2ft3, 2ft6, 3ft, 3ft6, 4ft, 4ft6, 5ft & 6ft.



ELECTRO MEMORY EASE

The luxurious Memory Ease is designed for those who prefer a firmer feel with both comfort and the best night's sleep in mind. The Memory Ease mattress responds to your natural body heat and moulds to your body giving you all the support you need.



Options Available

- Selection of Matching Headboards.
- Massage System In Mattress.
- Draw Options.
- Additional Base Combinations.

MATTRESS

- Layer Of Memory Foam.
- Layer Of High Density Foam.
- Breathable Maxi Cool Soft Touch Fabric.
- Micro-Quilted Cover.
- Hypo-Allergenic.
- Non-Turn Mattress.

BASES

- All Sides Solid Board Construction.
- Cushioned Base.
- Twin Castors (Standard).
- Five Part Adjustable Frame.
- Motion Technology 2 Motor System (CE Certified).
- Low Voltage Deluxe Handset
- Selection of Base Fabrics and Colours.

Sizes Available 2ft3, 2ft6, 3ft, 3ft6, 4ft, 4ft6, 5ft & 6ft.



ELECTRO REFLEXER

The luxurious Reflex mattress is ribbed carefully to work in harmony with you body. The Filler-Free Reflex foam mattress achieves the most outstanding levels of performance, shape retention and long term durability.

Its unique construction ensures excellent mattress ventilation. For maximum comfort, the mattress is available in various degrees of firmness; soft, medium or firm. Finished with a superior fabric, it offers a luxurious, yet supportive feel to the mattress.



Options Available

- Selection of Matching Headboards.
- Massage System In Mattress.
- Draw Options.
- Additional Base Combinations.

MATTRESS

- Layer of Reflex Foam.
- Layer Of High Density Foam.
- Breathable Two way Stretch Soft Touch Fabric.
- Micro-Quilted Cover.
- Hypo-Allergenic.
- Non-Turn Mattress.

BASES

- All Sides Solid Board Construction.
- Cushioned Base.
- Twin Castors (Standard).
- Five Part Adjustable Frame.
- Motion Technology 2 Motor System (CE Certified).
- Low Voltage Deluxe Handset
- Selection of Base Fabrics and Colours.

Sizes Available 2ft3, 2ft6, 3ft, 3ft6, 4ft, 4ft6, 5ft & 6ft.



ELECTRO RELAXER MEMORY

Developed to provide the ideal combination of comfort and support. The pocket spring responds faithfully to your weight, body and movement, providing a superior and consistent support.

Furthermore the memory foam responds to your natural body heat and moulds to your body. This combination responds perfectly to your body giving a luxurious and comfortable sleep.



Options Available

- | | |
|--|--|
| <ul style="list-style-type: none"> • Selection of Matching Headboards. • Draw Options. • Additional Base Combinations. | <p>BASES</p> <ul style="list-style-type: none"> • All Sides Solid Board Construction. • Cushioned Base. • Twin Castors (Standard). • Five Part Adjustable Frame. • Motion Technology 2 Motor System (CE Certified). • Low Voltage Deluxe Handset • Selection of Base Fabrics and Colours. |
| <p>MATTRESS</p> <ul style="list-style-type: none"> • Memory Foam Pocket Sprung Mattress. • Over 500 Superflex Pocket Springs in 3ft. • Layer Of Memory Foam. • Luxurious Hypo-Allergenic Fillings. • Breathable Two Way Stretch Fabric. • Traditionally Hand Tufted. • Non-Turn Mattress. | <p>Sizes Available 2ft3, 2ft6, 3ft, 3ft6, 4ft, 4ft6, 5ft & 6ft.</p> |



Adjustable base can be raised to provide you maximum comfort

ELECTRO RELAXER

The pocketed Mattress features over 500 individually nested springs in a 3ft model, upholstered with layers of extremely comfortable non allergenic fillings for comfort and hygiene, giving you the correct level of support. This truly stupendous mattress is finished with tufts that bind layers together closely, and nickel plated air vents to help circulate the flow of air within the mattress. Layers of non allergenic fillings may help in the ref of many ailments such as, asthma, sneezing, coughing and wheezing.



Options Available

- | | |
|---|--|
| <ul style="list-style-type: none"> • Selection of Matching Headboards. • Draw Options. • Additional Base Combinations. | <p>BASES</p> <ul style="list-style-type: none"> • All Sides Solid Board Construction. • Cushioned Base. • Twin Castors (Standard). • Five Part Adjustable Frame. • Motion Technology 2 Motor System (CE Certified). • Low Voltage Deluxe Handset • Selection of Base Fabrics and Colours. |
| <p>MATTRESS</p> <ul style="list-style-type: none"> • Over 500 Superflex Pocket Springs In 3ft. • Luxurious Hypo-Allergenic Fillings. • Luxury Damask Fabric. • Traditionally Hand Tufted. • Flag stitched Handles. • Fresh Air Ventilators. • Reversible Mattress. | <p>Sizes Available 2ft3, 2ft6, 3ft, 3ft6, 4ft, 4ft6, 5ft & 6ft.</p> |

FRAME OPTIONS

Standard



Heavy Duty (upto 25 stones)




Pod Frame Standard



Scissor Action



MULTIPURPOSE RAILS OPTIONS



Single Rail



Dual Rail



HANDSET OPTIONS

Standard Handset



Heavy Duty Handset



Scissor Action Standard Handset



Backlit Memory Handset Upgrade



Wireless Handset Upgrade



ADJUSTABLE BASE OPTIONS UPGRADE

Shallow Base Standard



Deep Base Standard



Standard Draw Base Upgrade



Double Shallow Base Standard



Double Deep Base Split Standard



Devon Shape Base Upgrade



Canterbury Shape Base Upgrade



MATTRESS OPTIONS



Latex Mattress

Latex foam mattresses are a fairly new design on the market and are starting to be more popular because of their excellent quality and good levels of comfort. They are presumed to be the next popular style of mattresses available and similar to memory foam mattresses they are now more popular and widely available.

Latex foam mattresses have excellent heat reduction and breathable properties, which are more efficient than any other type of foam. This allows the mattress to breathe and keep fresh. Latex is a natural product that is very useful for mattresses, as it is hypo allergenic and anti microbial, which prevents dust, mould and bacteria from settling in the mattress.



Memory Foam Mattress

Memory foam has a unique open cell structure that reacts and responds to body heat and weight by moulding to the contours of your body, therefore optimizing the support it can give you by almost eliminating all pressure points your body is usually subjected to.

It is the most effective material for relieving pressure points and used for prevention of pressure sores and has multiple orthopaedic and other health benefits making a huge difference to your quality of sleep.



Gel Mattress

To ensure a sleep that makes you feel well rested and relaxed, this mattress is made with a gel infused foam that is the most advanced sleeping material on the market. It resists motion transfer and reduces pressure on shoulders and hips. It's also antimicrobial and very durable and the gel allows increased airflow, so you can stay cooler at night. With the addition of gel, you get all the benefits of traditional memory foam without the problems of heat regulation that some people experience.



Reflex Mattress

Luxurious Reflex mattress, ribbed carefully to work in harmony with your body.

The Completely Filler-Free Reflex, achieves the most outstanding levels of performance, shape retention and long term durability. Its unique construction ensures excellent mattress ventilation.



Pocket Sprung Mattress

Pocket sprung mattresses are one of the most comfortable mattresses with an effective design that provides high levels of comfort and support where it's needed most.

They are designed to contour with your body and are constructed of numerous individual springs that move independently, giving an exceptional amount of support and cushioning.

A pocket sprung mattress uses these individual springs to respond to everyone's individual body weight, increasing their usability and comfort.



5 Point Massage System

The Relaxor Massage System allows at your fingertips either a full sensual body massage or a concentrated massage on one of five specific areas of Mattress the body.


(Available in foam mattresses only)

FABRIC COLOUR OPTIONS

Bodyease Collection
Electro Sensation
Electro Latex
Electro Pressure Reliever
Electro Memory


Electro Memory Ease
Electro Reflexer
Electro Relaxer Memory

Choose a large range of fabric textures and colours and textures from our swatch book.



DRAWER CONFIGURATION OPTIONS

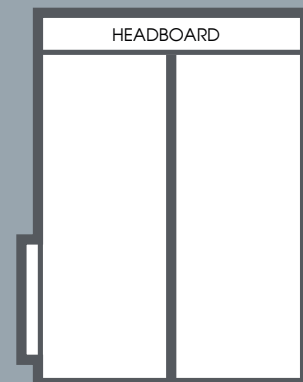
BODYEASE COLLECTION:



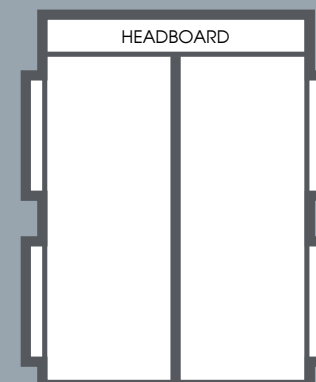
2ft3, 2ft6, 3ft & 3ft 6
2 draws left



2ft3, 2ft6, 3ft & 3ft6
2 draws right



4ft, 4ft6, 5ft & 6ft
2 Draw foot end



4ft, 4ft6, 5ft & 6ft
4 Draws Standard

HEADBOARDS

Bodyease offer a fantastic range of modern and contemporary headboards. All sizes available.

Romana



Shell



Anna



Frazer



Alaska



Comfort • Quality • Reliability

The Bodysleep Healthcare Collection

Introducing the unique Healthcare range – this innovative collection of healthcare solutions caters for all mobility related patients requiring 24hr care at both home and dedicated care homes.

We utilise the finest materials combined with the latest innovation. Our technical knowledge and great design revolutionises new sleep systems to suit a wide range of requirements.

BodysleepTM
HEALTH CARE





BODYSLEEP 3000

To help patients sit effortlessly vertically, Bodysleep 3000 enables the patient to sit up with no problems and at ease with less help from helpers and would suit a home environment.

The bodysleep 3000 is much more than just a bed as it is clearly demonstrated. Not only does the body sleep have unique functions it also looks magnificent with its innovative design and ingenious technical features. The bodysleep 3000 is chosen using the finest natural materials and is available in a choice of fabrics.



Adjustable Bodysleep 3000

- Introducing the nursing bed solution.
- Ideally suited for both residential and nursing homes.
- Seamlessly rotating patient from level to seated position - All at the touch of a button.
- "bed to bed" system made and suitable by design for use.
- Suitable surrounds with the home or care home environments.

Patient Weight

Supported Maximum Weight = 125kg



Can be put in to a surround of either 3ft, 5ft & 6ft.



BODYSLEEP 4000

To help patients sit effortlessly vertically, Bodysleep 4000 enables the patient to sit up with no problems and at ease with less help from helpers.

Bodysleep 4000 have engineered a bed for the future. This allows the patient to be taken to a sitting position but also allows them to be taken into a standing position using the bed. This allows the patient to stand up, improve their recovery and increases their confidence and well-being. Not only does it support the position of the legs, it also supports the muscles, tendons and joints within the leg.



Adjustable Bodysleep 4000

- Complete nursing bed for the home or in a nursing home.
- Carers especially benefit from the facilitating functions of this bed.
- Ideally suited for both residential and nursing homes.
- Seamlessly rotating patients from level to seated position - All at the touch of a button.
- Functionality available irrespective of adjustable height and position assist.
- Independently broken castors allow complete mobility and positioning.

Patient Weight

Supported Maximum Weight = 125kg



Memory



Relax

Sizes Available 3ft.



BODYSLEEP 5000

The bodysleep 5000 enables the patient to sit up at ease or get out of the bed with less help from helpers. This electronically controlled bed will give the patients more independence.

Adjustable Bodysleep 5000

- Introducing the nursing bed solution.
- Available in 4ft and 4ft 6in widths.
- Laying surface divided in to four parts, back and upper leg rest adjustable by motor, lift and get up support.

Maximum Weight

Supported Maximum Weight = 500kg

Available in Sizes:

250kg = 39 stones

(Size: 1200 x 2000mm & 1350 x 2000mm)

300kg = 55 stones

(Size: 1200 x 2000mm & 1350 x 2000mm)

500kg = 78 stones

(Size: 1440 x 2200mm)





Comfort • Quality • Reliability

Platinum Enterprise UK Limited t/a Bodyease
Savile Business Centre, Mill Street East Dewsbury WF12 9AH
T: 0800 0469901 E: sales@bodyease.co.uk
www.bodyease.co.uk



To become a Bodyease stockist

Contact 0800 0469901 or sales@bodyease.co.uk